

HC-VT



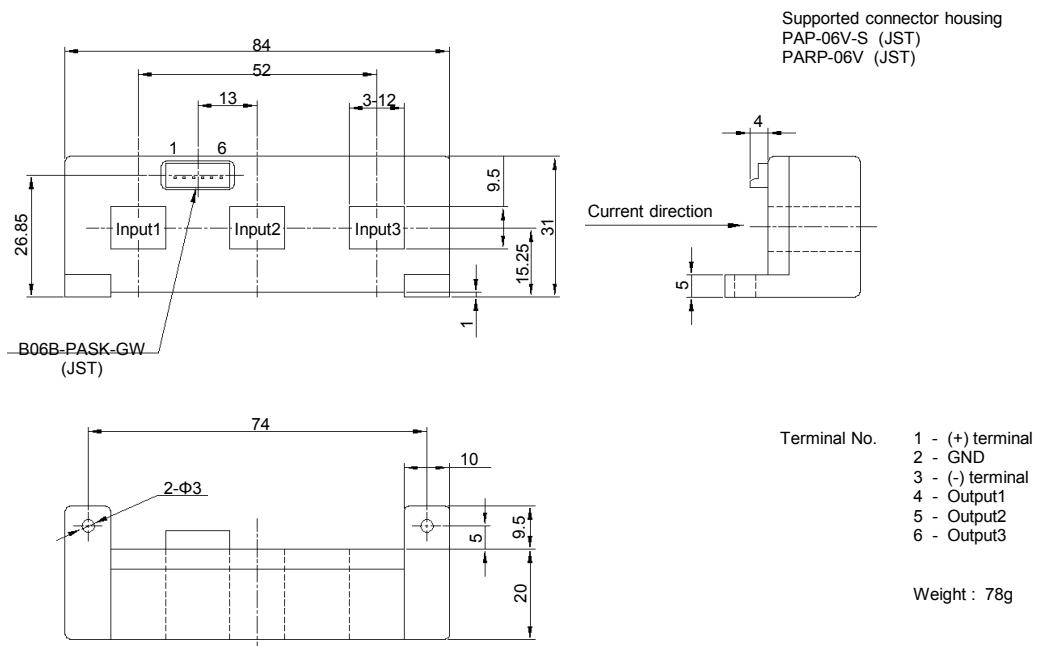
- Rated current 50A ~ 300A
- Superior noise-resistance
- Three circuits can be measured at the same time
- Ferrite core specification also available (Rated current 50A ~ 100A)
- ±12 Volt version also available

Applications

Inverters, Power supply equipment, NC machine tools

Dimensions

(mm)



General tolerance: ±0.5

Specification

Ta=25°C

Type	HC-VT050V4B15	HC-VT100V4B15	HC-VT150V4B15	HC-VT200V4B15	HC-VT300V4B15
Rated current [If]	±50A	±100A	±150A	±200A	±300A
Saturation current [Is]	±150A	±300A	±450A	±600A	±600A
Linearity limits	0~±150A	0~±300A	0~±400A	0~±400A	0~±400A
Rated output	+If V0+4V±1% (RL=10kΩ)				
	-If V0-4V±1% (RL=10kΩ)				
Residual output [Vo]	Within ±70mV	Within ±50mV			
Output linearity	Within ±1%				
Response time	Within 10μs (The smaller one on either at di/dt = 100A/μs or If/μs.)				
Response performance	Within 10%				
Hysteresis voltage range	Within 200mV				
Output Temp. Coef.	Within ±0.1%/°C				
Residual output Temp. Coef.	Within	Within ±3mV/°C		Within ±2mV/°C	
Control power supply	±15V±5%				
Consumption current	Within 60mA				
Operating Temp.	-10°C~+80°C				
Storage Temp.	-15°C~+85°C				
Dielectric withstand voltage	2500V AC 50/60Hz 1minute				
Insulation resistance	Not less than 500MΩ 500V DC				

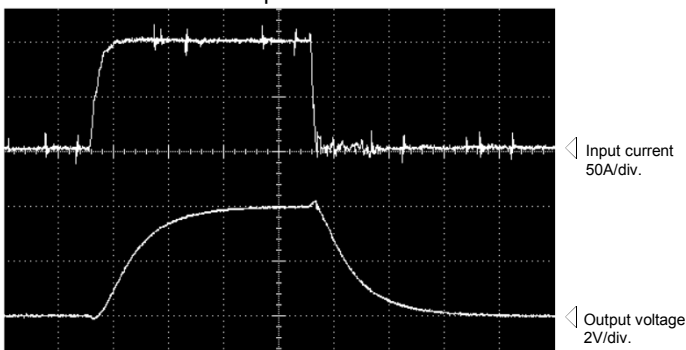
Note1) The indicated residual output is the one after the core hysteresis is removed.

Characteristics chart

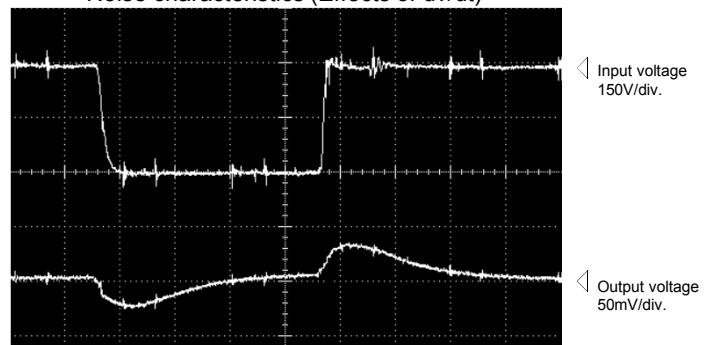
HC-VT100V4B15

Time base: 5μs/div.

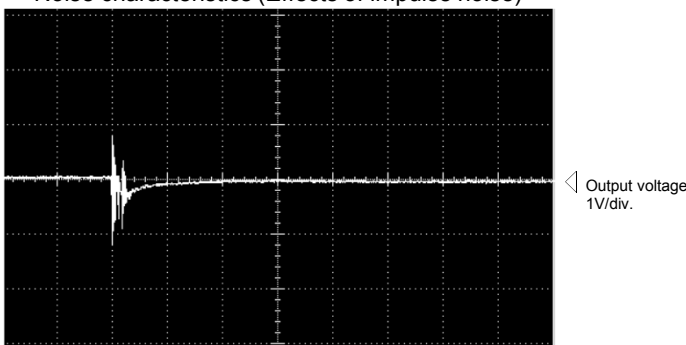
Pulse current response characteristic



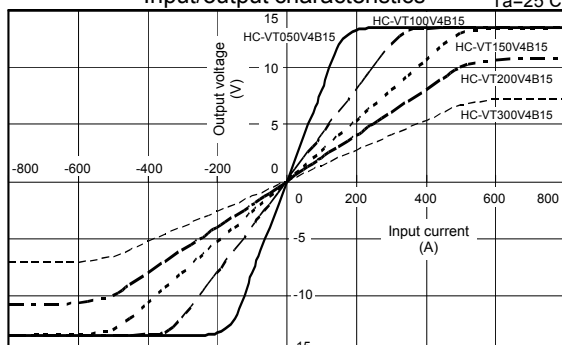
Noise characteristics (Effects of dv/dt)



Noise characteristics (Effects of impulse noise)



Input/output characteristics



Note: The marks "◁" means 0V or 0A.